The Drum Voices

(position of the line indicates the part of the kit)

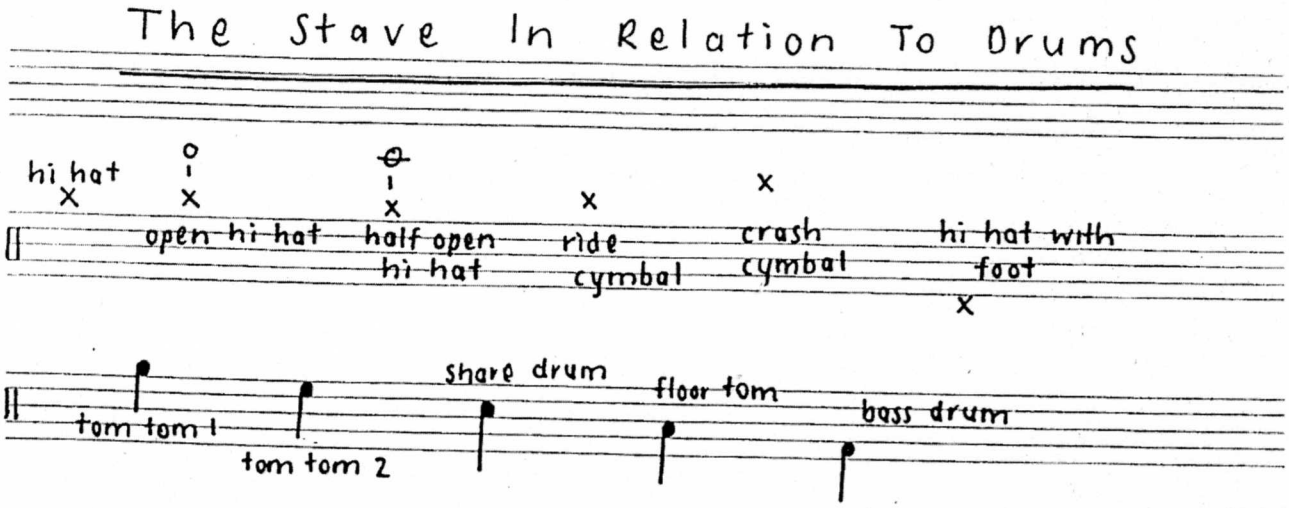

Match Grip Technique

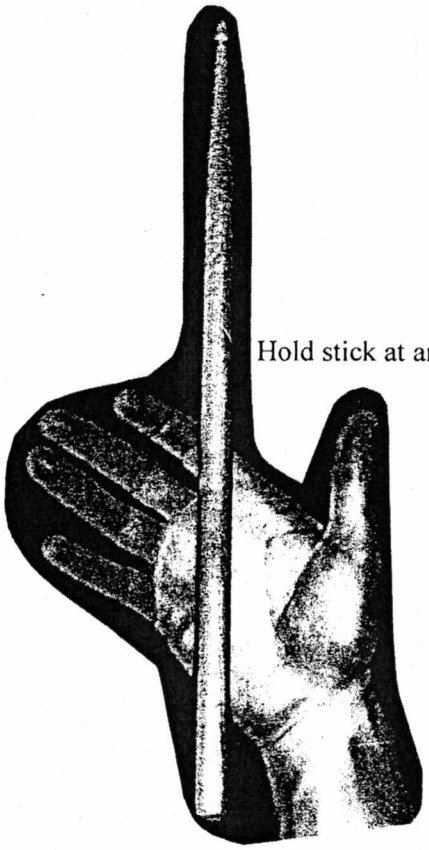

Hold stick at an angle along the hand

Keep the thumb still and bring the tips of the other fingers gently resting on the stick

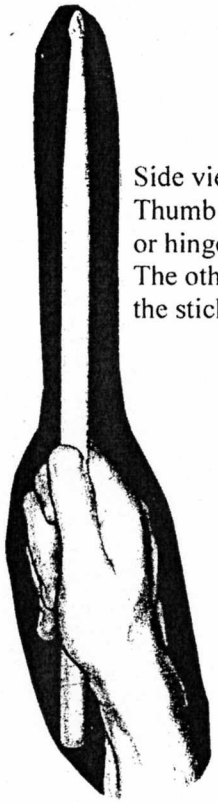

Side view of how the stick should look.
Thumb and pointer finger create a fulcrum or hinge.
The other fingers make a space between the stick - so the stick is held loose.

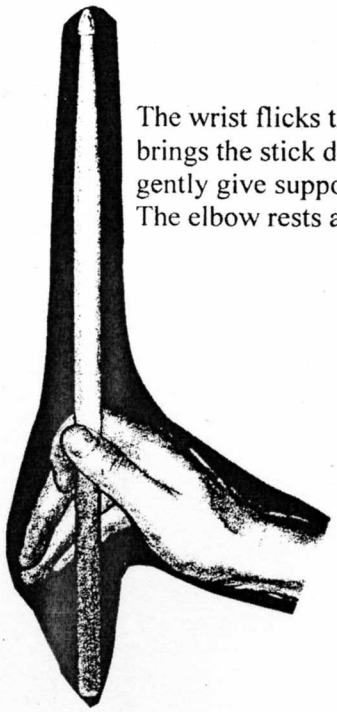

The wrist flicks the stick up and gravity brings the stick down whilst the fingers gently give support.
The elbow rests along the body.

40 INTERNATIONAL DRUM RUDIMENTS

Reprinted by permission of the Percussive Arts Society, Inc.
701 NW Ferris, Lawton, OK 73507-5442

I ROLL RUDIMENTS

A. SINGLE STROKE ROLL RUDIMENTS

*(1) Single Stroke Roll

(2) Single Stroke Four

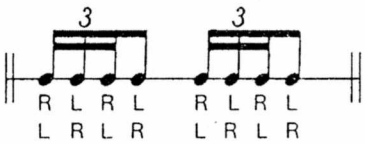

(3) Single Stroke Seven

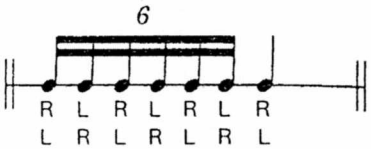

B. MULTIPLE BOUNCE ROLL RUDIMENTS

(4) Multiple Bounce Roll

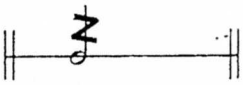

(5) Triple Stroke Roll



C. DOUBLE STROKE OPEN ROLL RUDIMENTS

*(6) Double Stroke Open Roll

*(7) Five Stroke Roll

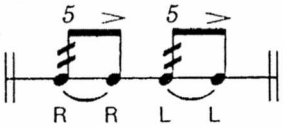

(8) Six Stroke Roll

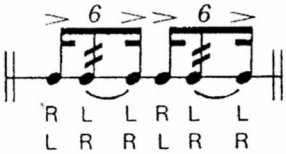

*(9) Seven Stroke Ro

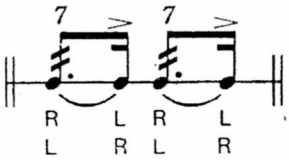

*(10) Nine Stroke Roll

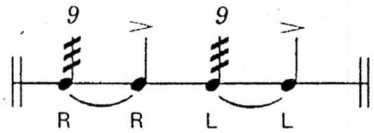

*(11) Ten Stroke Roll

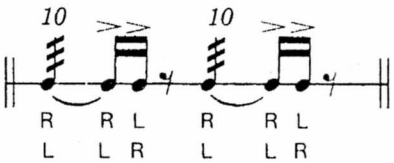

*(12) Eleven Stroke Roll



*(13) Thirteen Stroke Roll

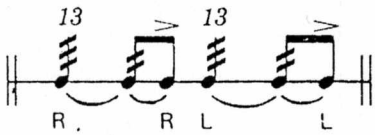

*(14) Fifteen Stroke Roll

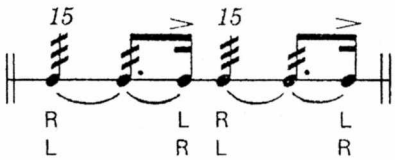

(15) Seventeen Stroke Rol

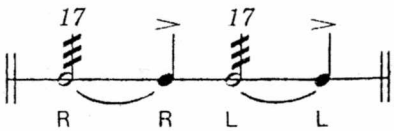

II DIDDLE RUDIMENTS

*(16) Single Paradiddle

*(17) Double Paradiddle

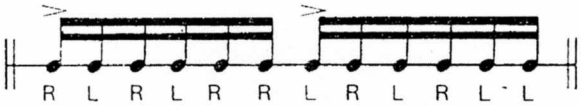

(18) Triple Paradiddle

(19) Single Paradiddle-Diddle

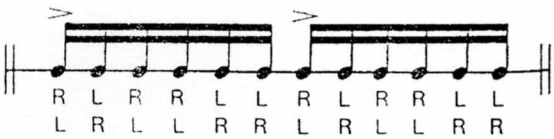

* These rudiments are included in the original Standard 26 American Drum Rudiments

III FLAM RUDIMENTS

*(20) Flam

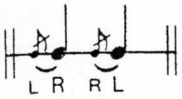

*(21) Flam Accent

*(22) Flam Tap

*(23) Flamacue

*(24) Flam Paradiddle



(25) Single Flammed Mill

*(26) Flam Paradiddle-Diddle

(27) Pata Fla Fla

(28) Swiss Army Triplet

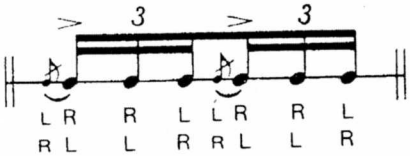

(29) Inverted Flam Tap

(30) Flam Drag

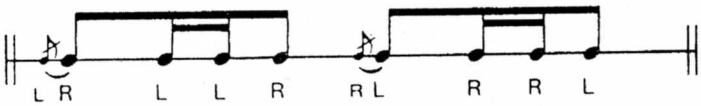

IV DRAG RUDIMENTS

*(31) Drag

*(32) Single Drag Tap

*(32) Double Drag Tap

*(34) Lesson 25

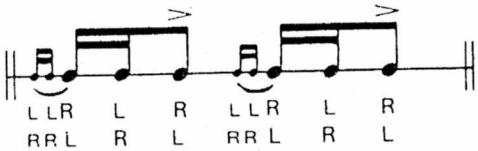

(35) Single Drag-A-Diddle



*(36) Drag Paradiddle 1

*(37) Drag Paradiddle 2

*(38) Single Ratamacue

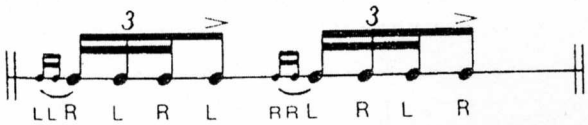

*(39) Double Ratamacue

*(40) Triple Ratamacue

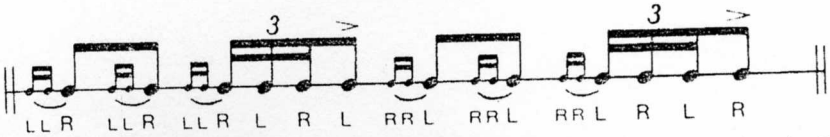

All Rudiments should be practiced: *Open* (Slow) to *Closed* (Fast) and/or at even moderate march tempo.



10.07.2012



Nov 28, 2012



Nov 27, 2012





July 23, 2012

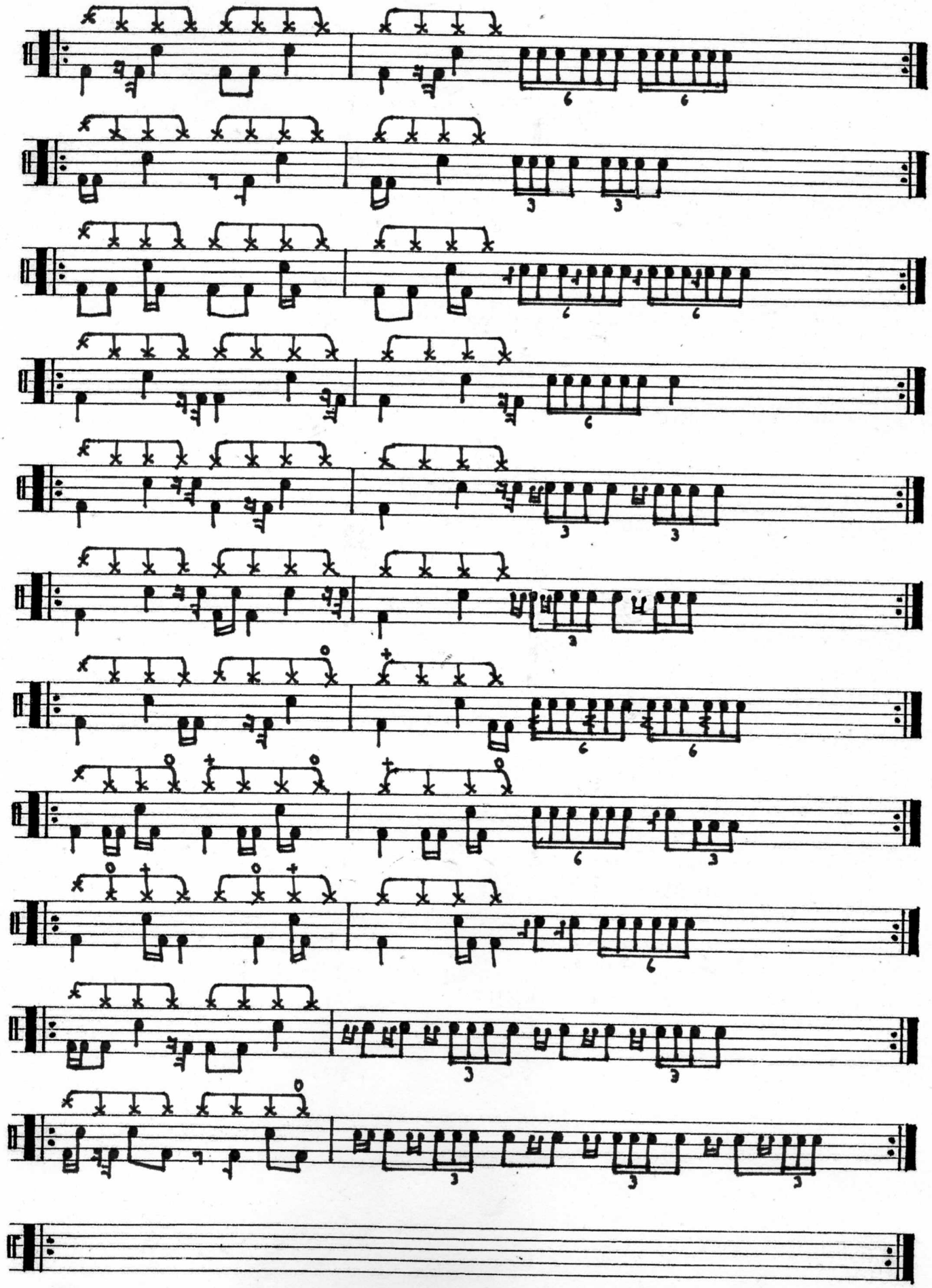

Dec 13, 2012.



July 19, 2012.



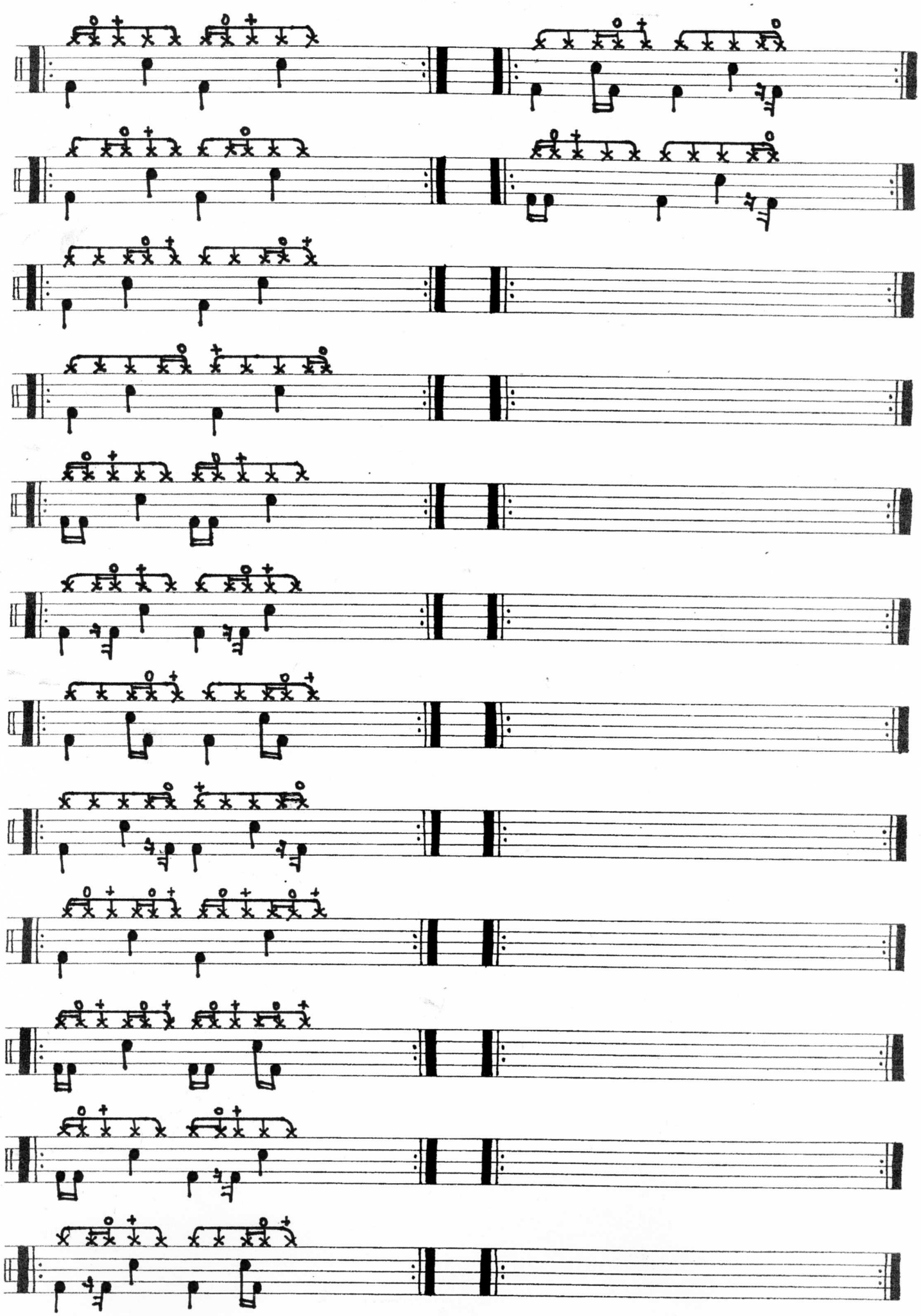

July 18, 2012



July 17, 2012.



Nov 30, 2012



Sept 25, 2012